



National Marine Manufacturers Association

nmma.org

ECONOMIC SIGNIFICANCE OF RECREATIONAL BOATING IN FLORIDA

CONGRESSIONAL DISTRICT 24

Number of Recreational Boats*	8,720
Recreational Boating Industry Businesses	131
Total Jobs	1,166
Annual Recreational Boating-Related Spending	\$59.9 MILLION

TOTAL ANNUAL ECONOMIC IMPACT OF RECREATIONAL BOATING:


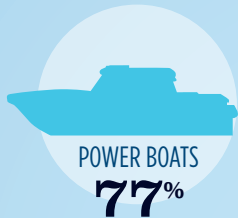
\$144.3 MILLION



RECREATIONAL BOATS IN FL-24

TOTAL BOATS* **8,720**

REGISTERED BOATS	8,720
Power boats	6,740
PWCs	1,712
Sailboats	228
Other Boats	40
HOUSEHOLDS PER BOAT	27.5

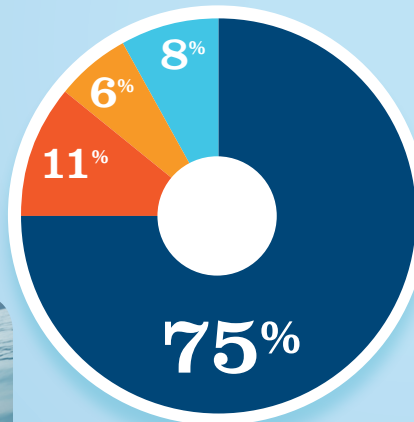


* Total boats are registered boats as reported by states to the USCG.

RECREATIONAL BOATING CREATES JOBS IN FL-24

TOTAL BOATING JOBS **1,358**

Boat Building	111
Motor / Engine Mfg.	5
Accessory / Supplies Mfg.	77
Dealers / Wholesalers	142
Boat Services	1,023



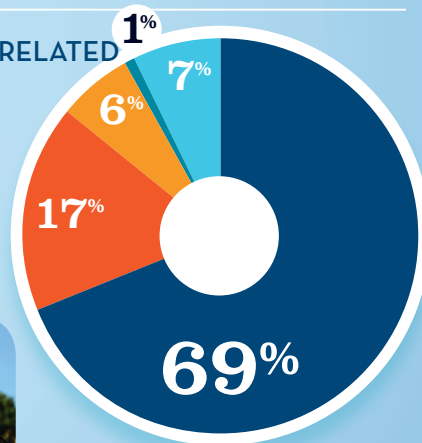
BOAT BUILDING 8%
MOTOR/ENG. MFG. + 0%
ACC./SUPPLIES MFG. 6%
DLRS/WHOLESALEERS 11%
BOAT SERVICES 75%



RECREATIONAL BOATING-RELATED BUSINESSES IN FL-24

TOTAL BUSINESSES **131**

Boat Building	9
Motor / Engine Mfg.	1
Accessory / Supplies Mfg.	8
Dealers / Wholesalers	22
Boat Services	91



BOAT BUILDING 1%
MOTOR/ENG. MFG. 7%
ACC./SUPPLIES MFG. 6%
DLRS/WHOLESALEERS 17%
BOAT SERVICES 69%

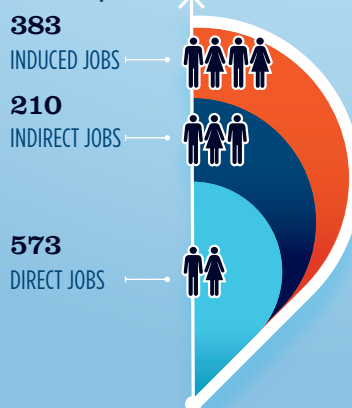


ESTIMATED JOBS IMPACT OF RECREATIONAL BOATING-RELATED SPENDING IN FL-24

EST. TOTAL JOBS **1,166**

EST. TOTAL LABOR INCOME **\$48.7** MILLIONS

Est. Direct Income	\$20.3
Est. Indirect Income	\$11.6
Est. Induced Income	\$16.8



RECREATIONAL BOATING INDUSTRY SALES IN FL-24

Boat Building	\$24.7	MILLIONS
Motor / Engine Mfg.	\$2.9	MILLIONS
Accessory / Supplies Mfg.	\$14.2	MILLIONS
TOTAL MFG. SALES	\$41.8	
Dealers / Wholesalers	\$93.1	MILLIONS
Boat Services	\$235.9	MILLIONS
TOTAL RETAIL & SERVICES SALES	\$329.0	

BOAT BUILDING
MOTOR/ENG. MFG.
ACC./SUPPLIES MFG.
DLRS/WHOLESALEERS
BOAT SERVICES

Source: NMMMA's Center of Knowledge; Recreational Marine Research Center at Michigan State University